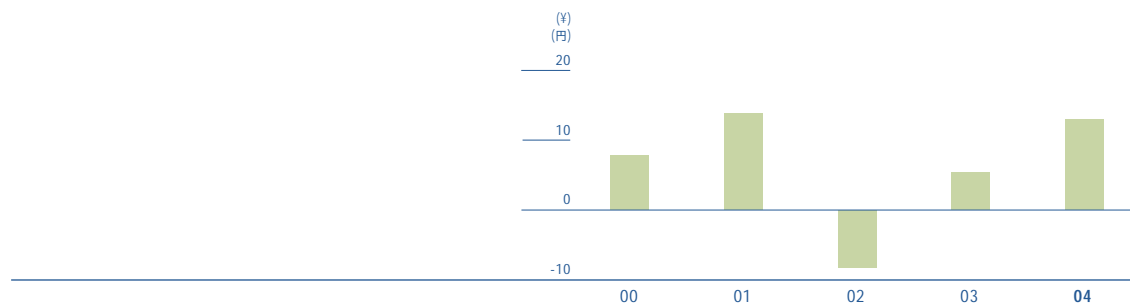
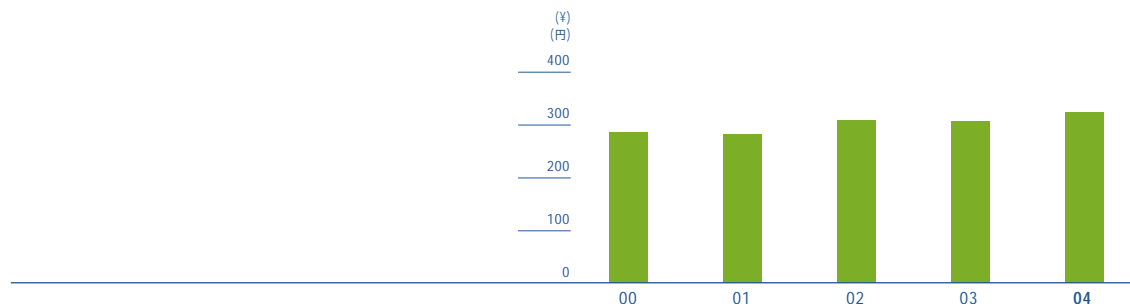


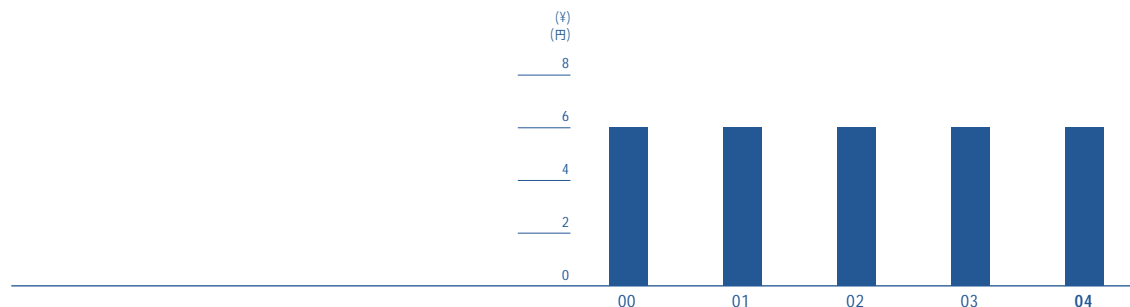
NET INCOME (LOSS) PER SHARE | 一株当たり当期純利益(損失)



SHAREHOLDERS' EQUITY PER SHARE | 一株当たり株主資本



CASH DIVIDENDS PER SHARE | 一株当たり配当金



		2000	2001	2002	2003	2004	2004
						Yen 円	U.S. dollars 米ドル
CONSOLIDATED:	連結						
Net income (loss) per share	一株当たり当期純利益(損失)	¥ 7.76	¥ 13.81	¥ (8.24)	¥ 5.42	¥ 12.95	\$ 0.12
Shareholders' equity per share	一株当たり株主資本	286.75	282.09	308.65	306.67	324.43	3.07
NON-CONSOLIDATED:	単体						
Net income (loss) per share	一株当たり当期純利益(損失)	¥ 6.10	¥ 8.27	¥(15.49)	¥ 4.37	¥ 4.92	\$ 0.05
Shareholders' equity per share	一株当たり株主資本	268.90	271.17	266.38	261.19	269.55	2.55
Cash dividends per share	一株当たり配当金	6.00	6.00	6.00	6.00	6.00	0.06
Number of shares of common stock (millions)	発行済株式数(百万株)	631.7	631.7	631.7	631.7	631.7	—

Notes: 1. Net income (loss) per share is based on the average number of outstanding shares.
 2. Cash dividends per share applicable to the period are for the parent company only.
 3. Shareholders' equity per share is based on the outstanding number of shares at fiscal year-end.
 注: 1. 一株当たり当期純利益(損失)は、各期の期中平均株式数に基づいて計算されています。
 2. 一株当たり配当金は、親会社のみのものであります。
 3. 一株当たり株主資本は、各期末の発行済株式数に基づいて計算されています。