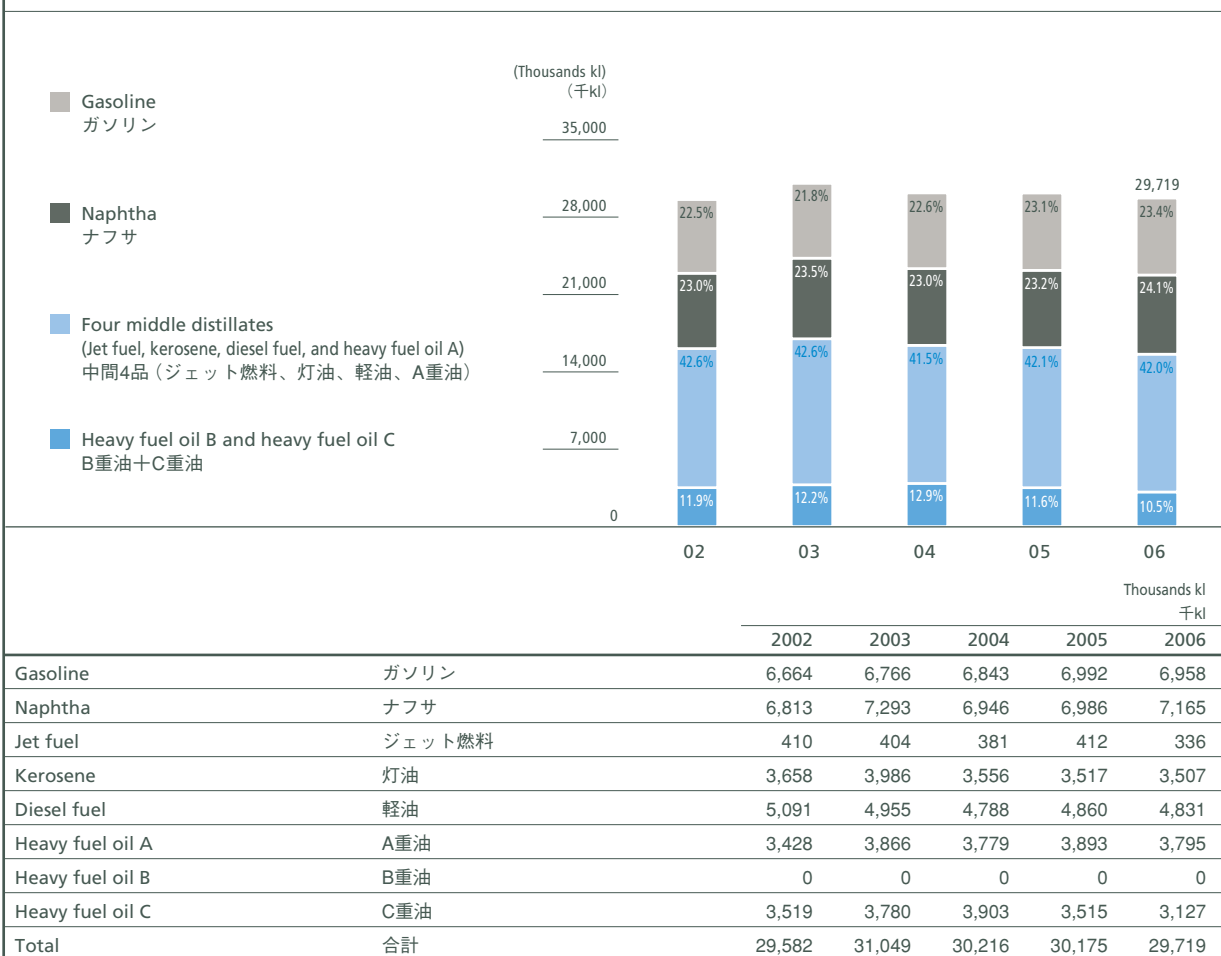
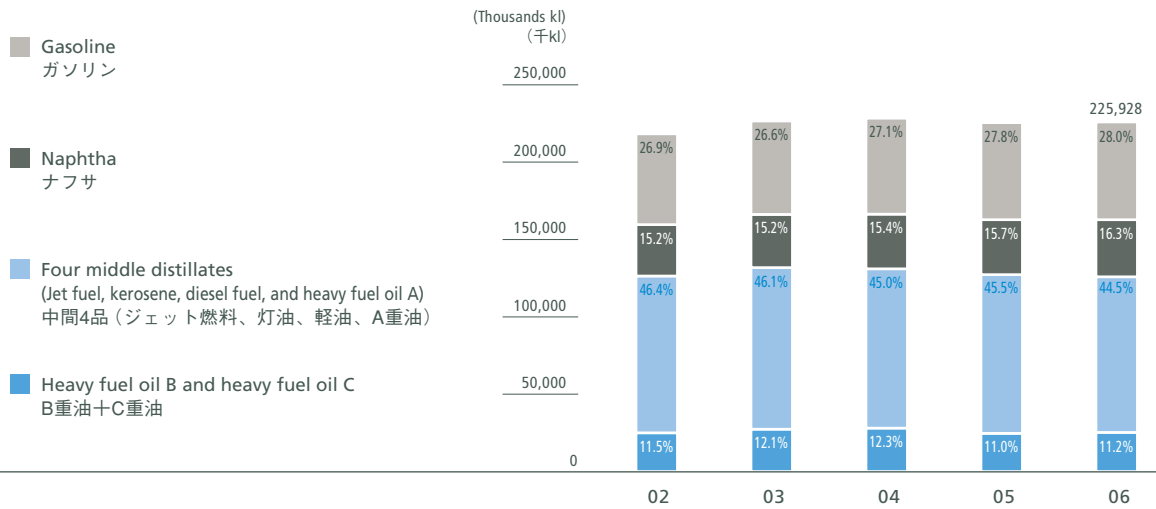


Sales by Product Cosmo Oil 販売数量 コスモ石油



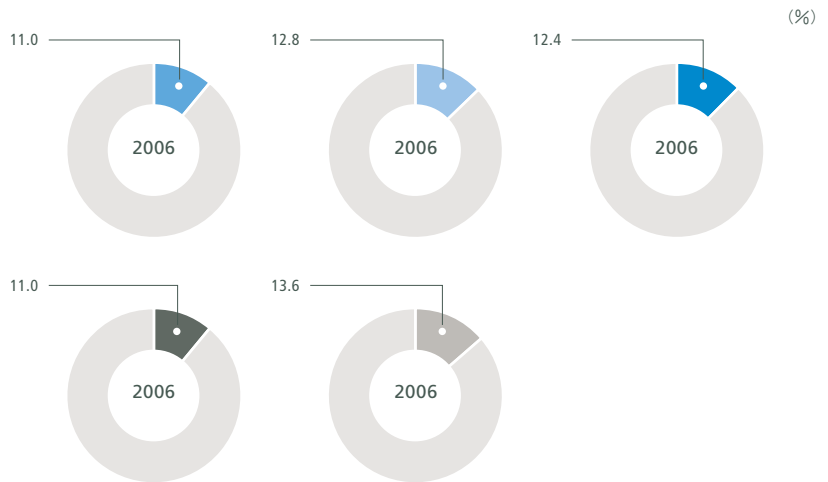
Sales by Product Total Industry 販売数量 全国



		Thousands kl 千kl				
		2002	2003	2004	2005	2006
Gasoline	ガソリン	58,657	60,351	62,004	62,715	63,158
Naphtha	ナフサ	33,222	34,379	35,322	35,511	36,892
Jet fuel	ジェット燃料	5,185	5,255	5,370	5,222	5,386
Kerosene	灯油	28,058	30,521	29,026	29,100	29,443
Diesel fuel	軽油	40,042	39,191	38,725	38,442	37,851
Heavy fuel oil A	A重油	28,070	29,464	29,839	29,820	27,911
Heavy fuel oil B	B重油	24	25	29	35	40
Heavy fuel oil C	C重油	25,000	27,355	28,045	24,649	25,247
Total	合計	218,260	226,541	228,360	225,495	225,928

Market Share by Product 製品別シェア

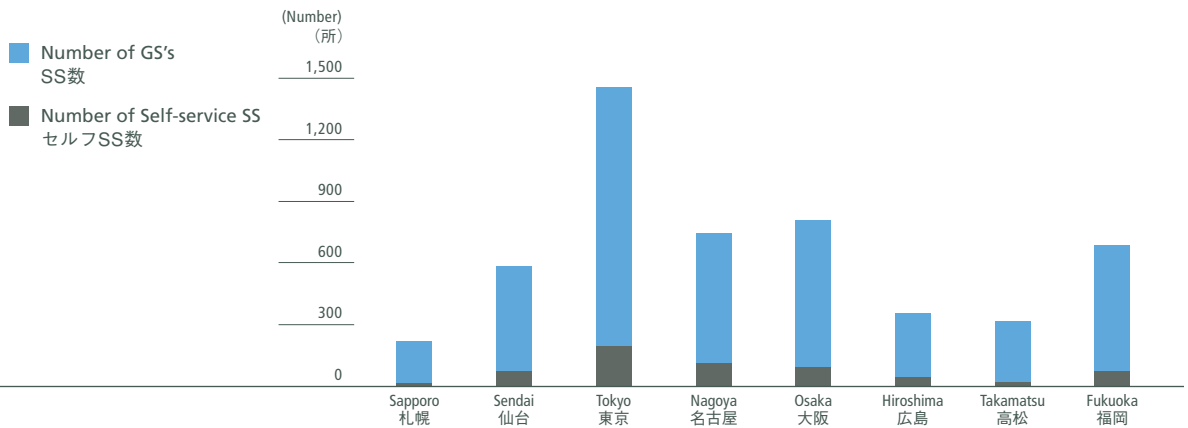
- Gasoline
ガソリン
- Jet fuel + Kerosene
ジェット燃料 + 灯油
- Diesel fuel
軽油
- Heavy fuel oil A
A重油
- Heavy fuel oil C
C重油



		2002	2003	2004	2005	2006
Gasoline	ガソリン	11.4	11.2	11.0	11.1	11.0
Jet fuel and Kerosene	ジェット燃料 + 灯油	12.2	12.3	11.4	11.4	11.0
Diesel fuel	軽油	12.7	12.6	12.4	12.6	12.8
Heavy fuel oil A	A重油	12.2	13.1	12.7	13.1	13.6
Heavy fuel oil C	C重油	14.1	13.8	13.9	14.3	12.4

Number of Cosmo Oil Gas Stations (GS's) (FY to March 2006)

支店別当社サービスステーション (SS) 数 (2005年度)



		Sapporo 札幌*	Sendai 仙台	Tokyo 東京	Nagoya 名古屋	Osaka 大阪	Hiroshima 広島	Takamatsu 高松	Fukuoka 福岡	Total 合計
Number of GS's	SS数	202	511	1,261	632	717	314	298	617	4,552
Number of Self-service SS	セルフSS数	17	74	196	112	93	43	20	71	626

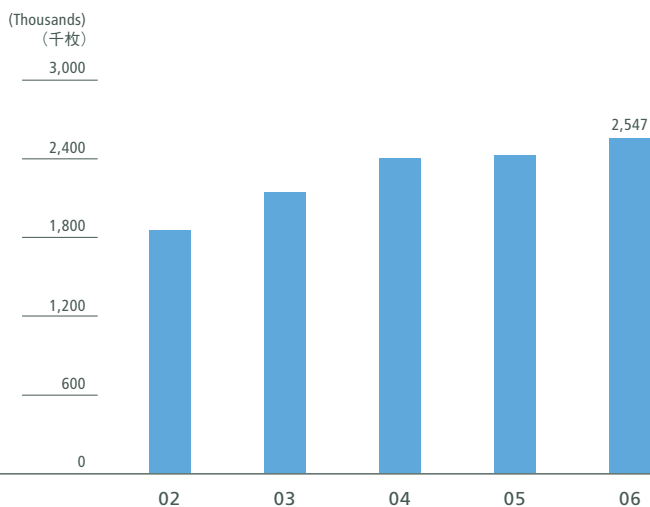
Note : Fixed-type GS's only

注 : SSは固定式SS

* Formal name is Sapporo Sales Branch.

* 正式名称は「札幌販売支店」

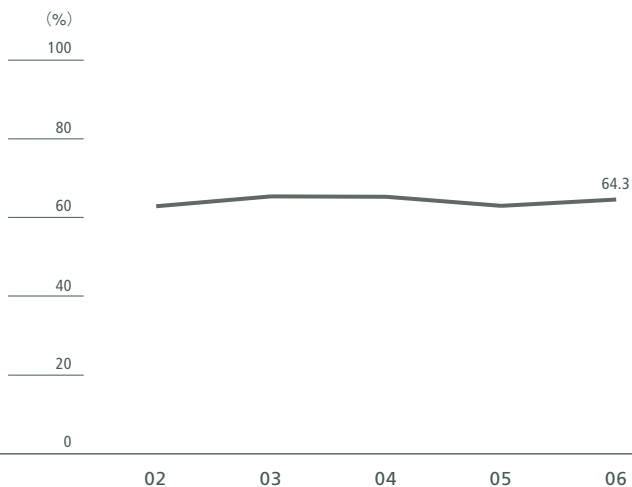
Number of Active Cosmo The Card (Credit Cards) コスモ・ザ・カード有効枚数 (クレジットカード)



		Thousands 千枚				
		2002	2003	2004	2005	2006
Total number of active cards	有効枚数	1,847	2,134	2,391	2,415	2,547

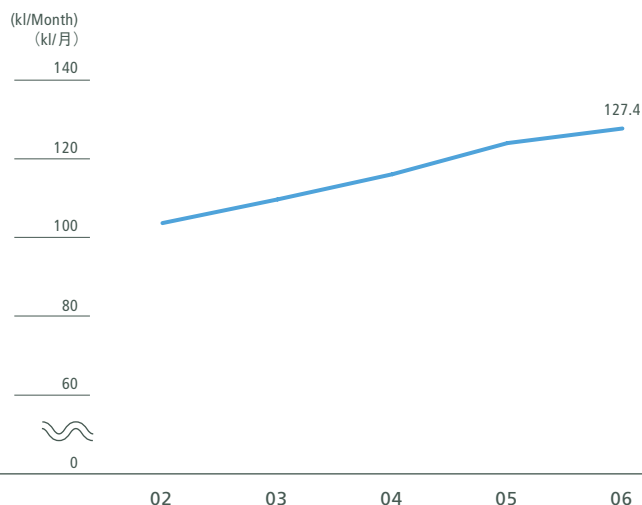
Note: Total number of active cards = Total number of card issued - Total number of deactivated cards
 注：有効枚数 = 累計発行枚数 - 脱会者数

Cosmo The Card Utilization Ratio コスモ・ザ・カード稼働率



		%				
		2002	2003	2004	2005	2006
Cosmo the card utilization ratio	コスモ・ザ・カード稼働率	62.6	65.1	65.0	62.7	64.3

Gasoline Volume Sold per SS and Number of GS's SS数および一SS当たりのガソリン販売数量



		2002	2003	2004	2005	2006
Cosmo Oil	コスモ石油					
Number of Cosmo Oil GS's (fixed GS)	SS数 (固定式のみ)	5,373	5,152	4,926	4,709	4,552
Number of Company-owned GS's	社有SS数	977	959	930	899	886
Share of Company-owned GS's (%)	社有比率 (%)	18.2	18.6	18.9	19.1	19.5
Number of Dealers	特約店数	382	369	340	318	303
Gasoline volume sold per SS (kl/month/SS)	一SS当たりのガソリン販売数量 (kl/月/SS)	103.4	109.4	115.8	123.7	127.4
Nation wide	全国					
Number of GS's in Japan	全国SS数 (可搬式含む)	52,592	51,294	50,067	48,672	47,584
National brand GS's (fixed GS)	元売りSS数 (固定式のみ)	42,464	40,920	39,479	38,158	37,033
Non-brand GS's	その他SS数	10,128	10,374	10,588	10,514	10,551

Notes: 1. Total number of GS's in Japan based on "Law on the Quality Control of Gasoline and Other Fuels"

2. Gasoline volume sold per SS = The annual volume of gasoline sold by the Group ÷ number of SS at the end of each year ÷ 12 months.

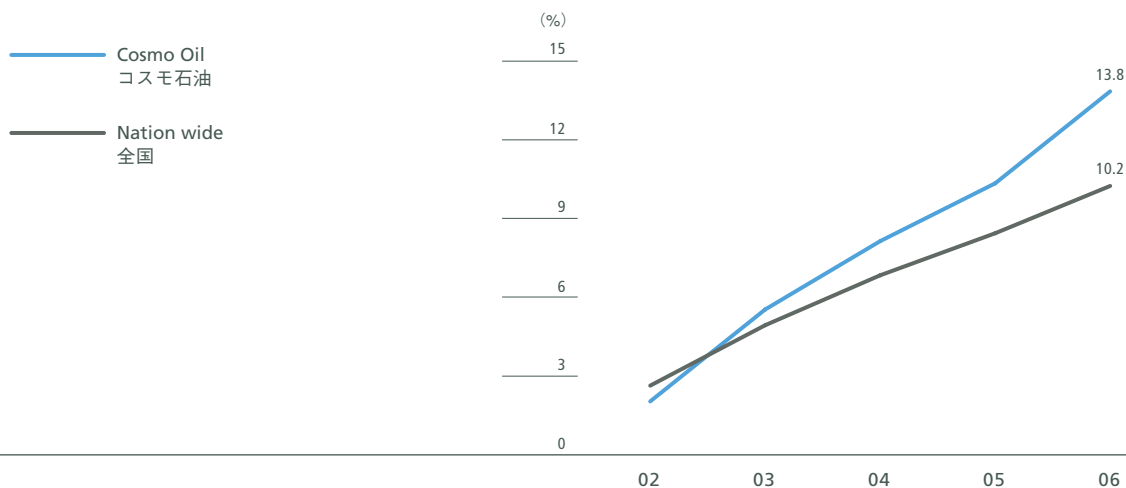
注: 1. 全国SS数は「揮発油等の品質の確保等に関する法律」に基づく登録状況

2. 1SS当たりのガソリン販売数量=当社ガソリン年間販売数量÷各年度末のSS数÷12ヶ月

Source: Number of "nationwide SS" compiled by Agency for Natural Resources and Energy. Number of "wholesaler SS" compiled by the Daily Nenryo Yushi Japan, number of other SS represents the difference between the number of "nationwide SS" and the number of "distributor SS".

出所: 「全国SS数」は資源エネルギー庁まとめ、「元売りSS数」は燃料油脂新聞調べ、その他SS数は「全国SS数」と「元売りSS数」の差より推定

Self Service Station Ratio セルフSS比率



		2002	2003	2004	2005	2006
Cosmo Oil	コスモ石油	2.0	5.5	8.1	10.3	13.8
Nation wide	全国	2.6	4.9	6.8	8.4	10.2

Note: "Nationwide" SS based on data provided by the Oil Information Center and the Petroleum Association of Japan.
 注：「全国」は石油情報センター、全石連データより