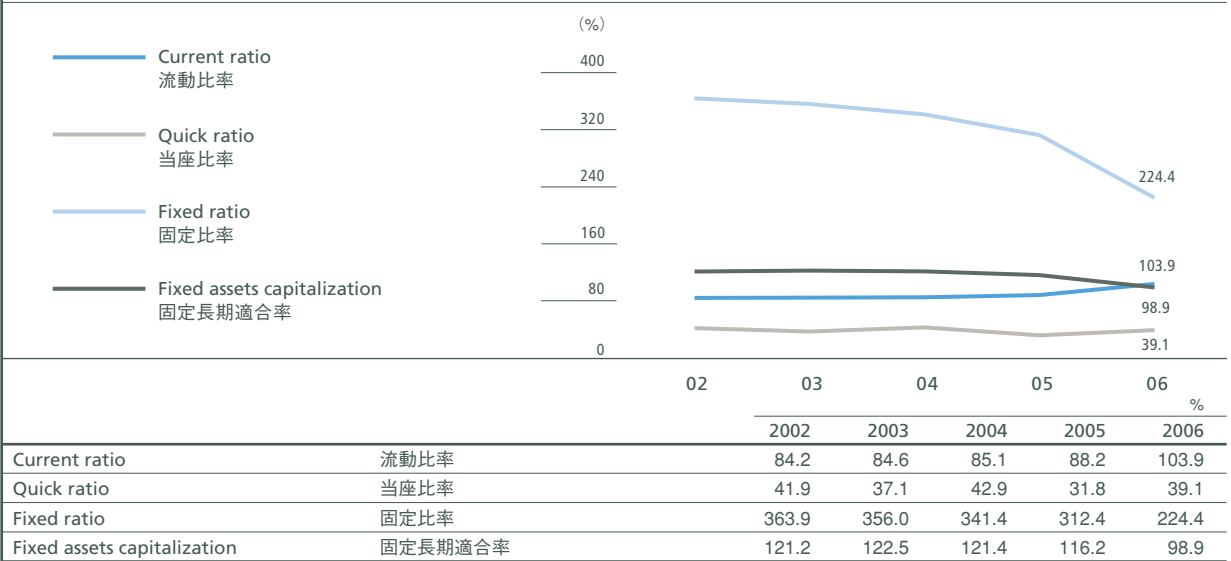
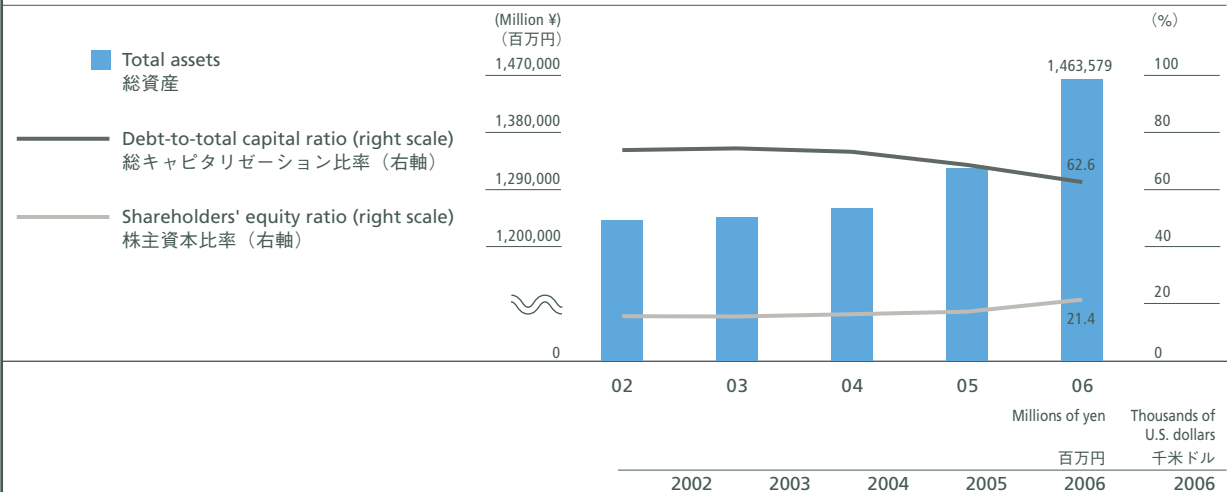


Current Ratio, Quick Ratio, Fixed Ratio, Fixed Assets Capitalization 流動比率・当座比率・固定比率・固定長期適合率



Total Assets, Debt-To-Total Capital Ratio, Shareholders' Equity Ratio

総資産・総キャピタリゼーション比率・株主資本比率

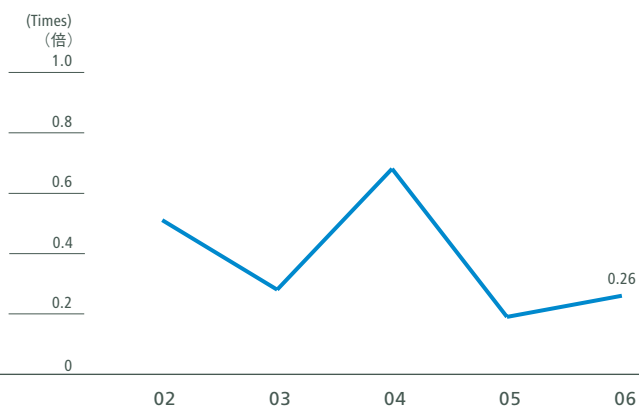


		2002	2003	2004	2005	2006
Short-term debt	短期債務	¥215,376	¥248,367	¥244,289	¥171,613	¥197,797
Long-term debt, less current maturities	長期債務	333,277	314,282	314,970	326,191	324,633
Interest-bearing debt	有利子負債	548,653	562,649	559,259	497,804	522,430
Total Shareholders' equity	株主資本	194,303	193,595	204,806	227,897	312,504
Total assets	総資産	1,242,171	1,246,730	1,260,092	1,323,149	1,463,579
Debt-to-total capital ratio (%)	総キャピタリゼーション比率 (%)	73.8	74.4	73.2	68.6	62.6
Debt to total assets (%)	有利子負債依存度 (%)	44.2	45.1	44.4	37.6	35.7
Shareholders' equity ratio (%)	株主資本比率 (%)	15.6	15.5	16.3	17.2	21.4
Debt-to-equity ratio (Times)	デット・エクイティ・レシオ (倍)	2.8	2.9	2.7	2.2	1.7

Notes: 1. Short-term debt includes the current maturities of long-term debt.  
 2. Current Ratio = Current assets at fiscal year-end / Current liabilities × 100  
 3. Quick ratio = (Cash and bank deposits + Notes and accounts receivable + Marketable securities) / Current liabilities × 100  
 4. Fixed ratio = Fixed assets / Total Shareholders' equity × 100  
 5. Fixed assets capitalization = Fixed assets / (Total Shareholders' equity + Long-Term liabilities) × 100  
 6. Debt-to-total capital ratio = Interest-bearing debt / (Interest-bearing debt + Total Shareholders' equity) × 100

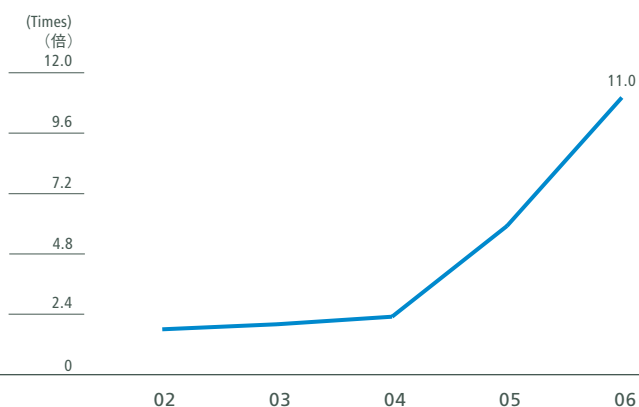
注： 1. 短期債務には一年以内に期限の到来する長期債務が含まれています。  
 2. 流動比率 = 流動資産 ÷ 流動負債 × 100  
 3. 当座比率 = 当座資産 (現金および預金 + 売上債権 + 有価証券) ÷ 流動負債 × 100  
 4. 固定比率 = 固定資産 ÷ 株主資本 × 100  
 5. 固定長期適合率 = 固定資産 ÷ (株主資本 + 固定負債) × 100  
 6. 総キャピタリゼーション比率 = 有利子負債 ÷ (有利子負債 + 株主資本) × 100

Liquidity 手元流動性



		Millions of yen 百万円					Thousands of U.S. dollars 千米ドル
		2002	2003	2004	2005	2006	2006
Cash, deposits and marketable securities	現金・預金及び有価証券	¥76,935	¥43,610	¥107,863	¥34,883	¥58,893	\$501,345
Liquidity (Times)	手元流動性 (倍)	0.51	0.28	0.68	0.19	0.26	—

Interest Coverage インタレストカバレッジ



		Millions of yen 百万円					Thousands of U.S. dollars 千米ドル
		2002	2003	2004	2005	2006	2006
Interest expenses	支払利息	¥14,220	¥12,928	¥11,867	¥11,484	¥10,747	\$91,487
Interest and dividend income	受取利息及び配当金	3,192	1,906	1,559	2,333	6,490	55,248
Operating income	営業利益	22,057	24,167	25,246	65,698	111,248	947,033
Interest coverage (Times)	インタレストカバレッジ (倍)	1.8	2.0	2.3	5.9	11.0	—

Notes: 1. Liquidity = (Cash deposits + Securities) / Net sales (monthly average)  
 2. Interest coverage = (Operating income + Interest and dividend income) / Interest expense  
 注: 1. 手元流動性 = (現金・預金 + 有価証券) ÷ 売上高 (月換算)  
 2. インタレストカバレッジ = (営業利益 + 受取利息及び配当金) ÷ 支払利息