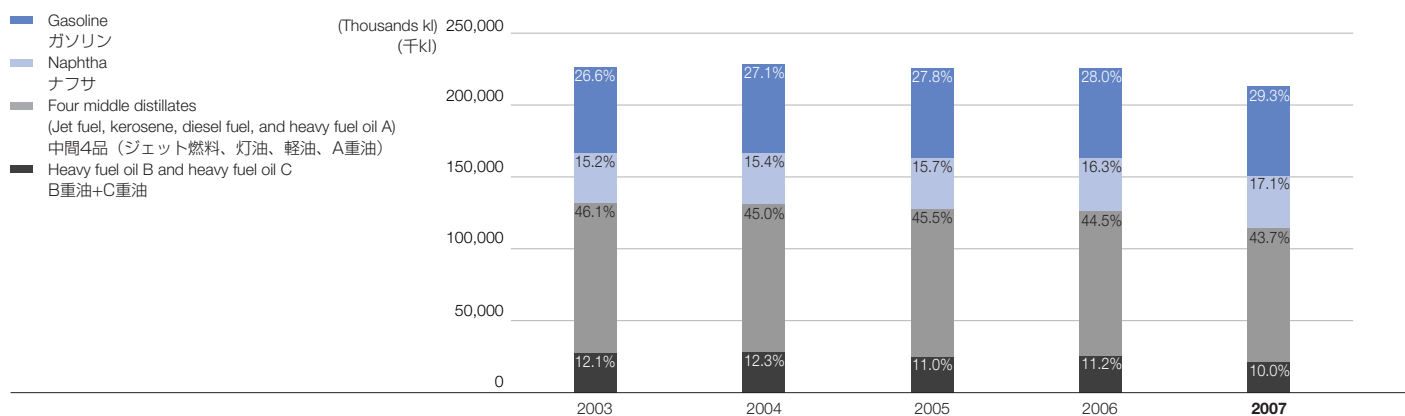


Sales by Product/Total Industry

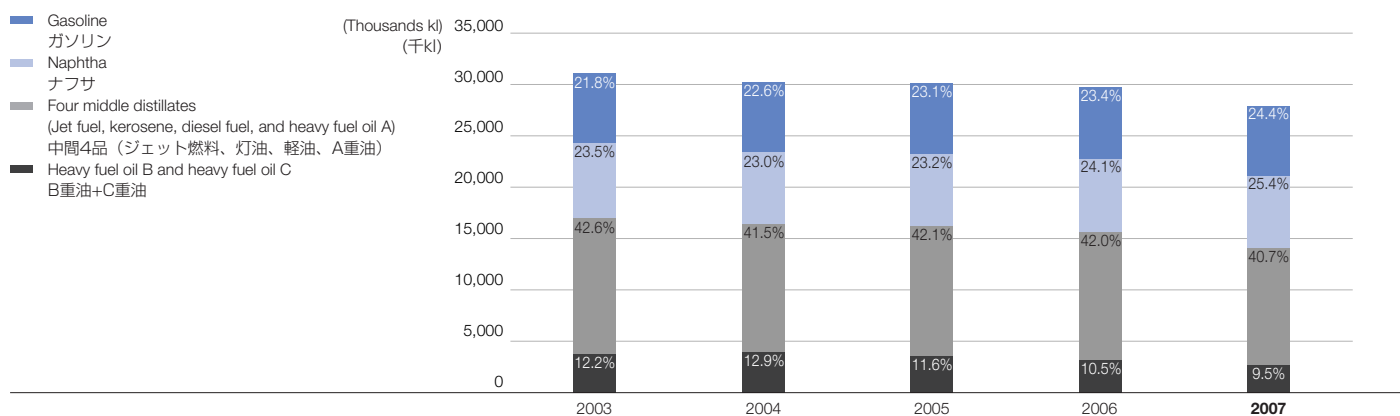
販売数量/全国



		Thousands kl 千kl				
		2003	2004	2005	2006	2007
Gasoline	ガソリン	60,351	62,004	62,715	63,158	62,317
Naphtha	ナフサ	34,379	35,322	35,511	36,892	36,337
Jet fuel	ジェット燃料	5,255	5,370	5,222	5,386	5,498
Kerosene	灯油	30,521	29,026	29,100	29,443	25,821
Diesel fuel	軽油	39,191	38,725	38,442	37,851	37,114
Heavy fuel oil A	A重油	29,464	29,839	29,820	27,911	24,505
Heavy fuel oil B	B重油	25	29	35	40	43
Heavy fuel oil C	C重油	27,355	28,045	24,649	25,247	21,337
Total	合計	226,541	228,360	225,495	225,928	212,972

Sales by Product/Cosmo Oil

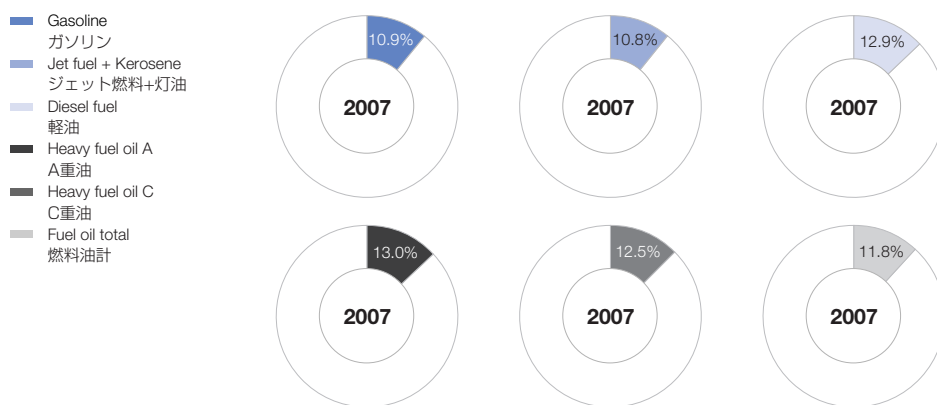
販売数量/コスモ石油



		Thousands kl 千kl				
		2003	2004	2005	2006	2007
Gasoline	ガソリン	6,766	6,843	6,992	6,958	6,813
Naphtha	ナフサ	7,293	6,946	6,986	7,165	7,103
Jet fuel	ジェット燃料	404	381	412	336	479
Kerosene	灯油	3,986	3,556	3,517	3,507	2,900
Diesel fuel	軽油	4,955	4,788	4,860	4,831	4,783
Heavy fuel oil A	A重油	3,866	3,779	3,893	3,795	3,193
Heavy fuel oil B	B重油	0	0	0	0	0
Heavy fuel oil C	C重油	3,780	3,903	3,515	3,127	2,659
Total	合計	31,049	30,216	30,175	29,719	27,929

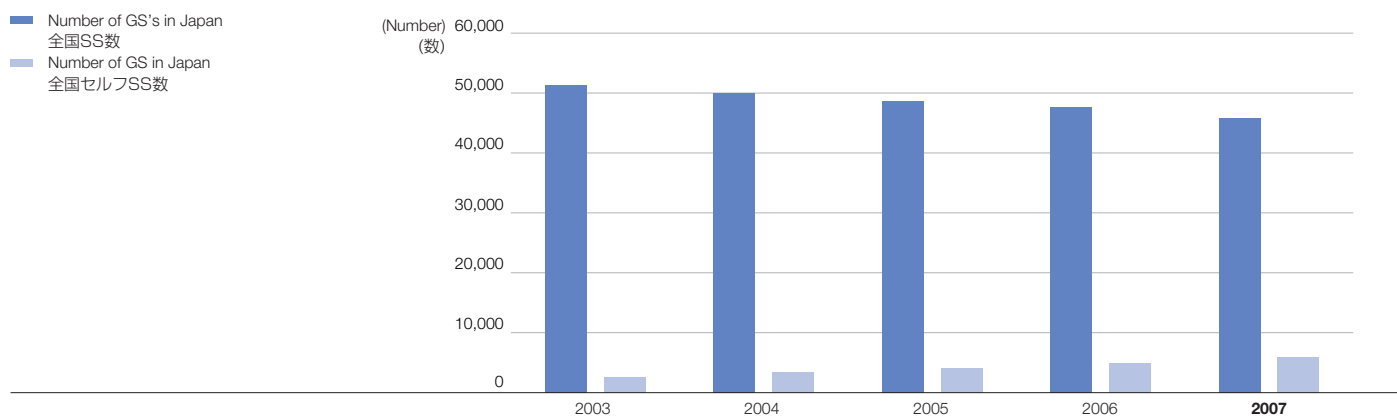
Market Share by Product

燃料油販売シェア



		%				
		2003	2004	2005	2006	2007
Gasoline	ガソリン	11.2	11.0	11.1	11.0	10.9
Jet fuel and Kerosene	ジェット燃料+灯油	12.3	11.4	11.4	11.0	10.8
Diesel fuel	軽油	12.6	12.4	12.6	12.8	12.9
Heavy fuel oil A	A重油	13.1	12.7	13.1	13.6	13.0
Heavy fuel oil C	C重油	13.8	13.9	14.3	12.4	12.5
Fuel oil total	燃料油計	12.4	12.1	12.1	11.9	11.8

Number of GS's (Nation Wide)
SS数 (全国)



		2003	2004	2005	2006	2007
Nation wide	全国					
National brand GS's (fixed GS)	元売りSS数 (固定式のみ)	40,920	39,479	38,158	37,033	35,486
Non-brand GS's	その他SS数	10,374	10,588	10,514	10,551	10,306
Total	合計 (可搬式含む)	51,294	50,067	48,672	47,584	45,792
National brand GS's	内、元売りセルフSS数	2,162	2,938	3,495	4,257	5,316
Non-brand GS's	内、その他セルフSS数	361	485	608	700	685

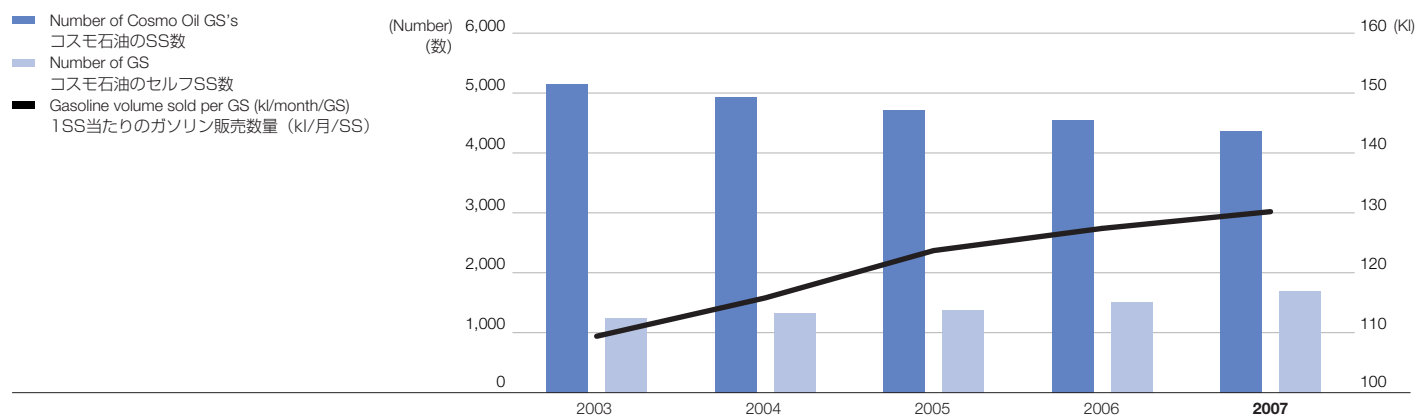
Notes: Total number of GS's in Japan based on "Law on the Quality Control of Gasoline and Other Fuels"

注： 全国SS数は「揮発油等の品質の確保等に関する法律」に基づく登録状況

Source: Number of "nationwide GS" compiled by Agency for Natural Resources and Energy. Number of "wholesaler GS" compiled by the Daily Nenryo Yushi Japan, number of other GS represents the difference between the number of "nationwide GS" and the number of "distributor GS".

出所：「全国SS数」は資源エネルギー庁まとめ、「元売りSS数」は燃料油脂新聞調べ、その他SS数は「全国SS数」と「元売りSS数」の差より推定

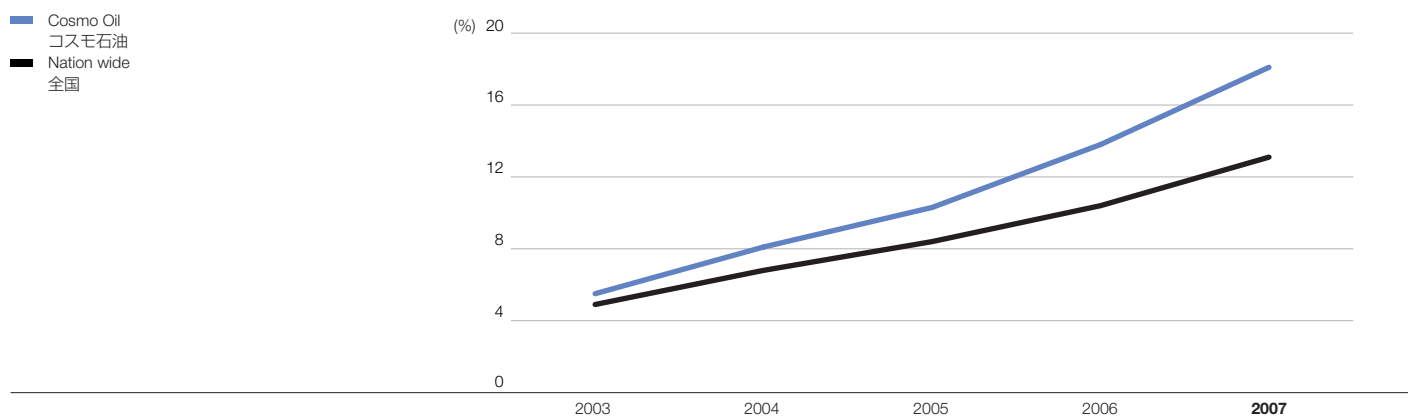
Gasoline Volume Sold per GS and Number of GS's (Cosmo Oil)
SS数および1SS当たりのガソリン販売数量（コスモ石油）



		2003	2004	2005	2006	2007
Cosmo Oil	コスモ石油					
Number of fixed GS	固定式SS数	5,152	4,926	4,709	4,552	4,359
Number of portable GS	可搬式SS数					
Total	合計					
Number of GS	内、セルフSS数	285	398	483	626	789
Number of company-owned GS's	内、社有SS数	959	930	899	886	901
Share of company-owned GS's (%)	社有比率 (%)	18.6	18.9	19.1	19.5	20.7
Gasoline volume sold per GS (kl/month/GS)	1SS当たりのガソリン販売数量 (kl/月/SS)	109.4	115.8	123.7	127.4	130.2

Notes: Gasoline volume sold per GS=The annual volume of gasoline sold by the Group÷number of GS at the end of each year÷12 months
注： 1SS当たりのガソリン販売数量=当社ガソリン年間販売数量÷各年度末のSS数÷12ヶ月

Self Service Station Ratio
セルフSS比率



		2003	2004	2005	2006	2007
Cosmo Oil	コスモ石油	5.5	8.1	10.3	13.8	18.1
Nation wide	全国	4.9	6.8	8.4	10.4	13.1

Note: "Nationwide" SS based on data provided by the Oil Information Center and the Petroleum Association of Japan.
注: 「全国」は石油情報センター、全石連データより

Number of Active Cosmo The Card (Credit Cards)

コスモ・ザ・カード有効枚数 (クレジットカード)



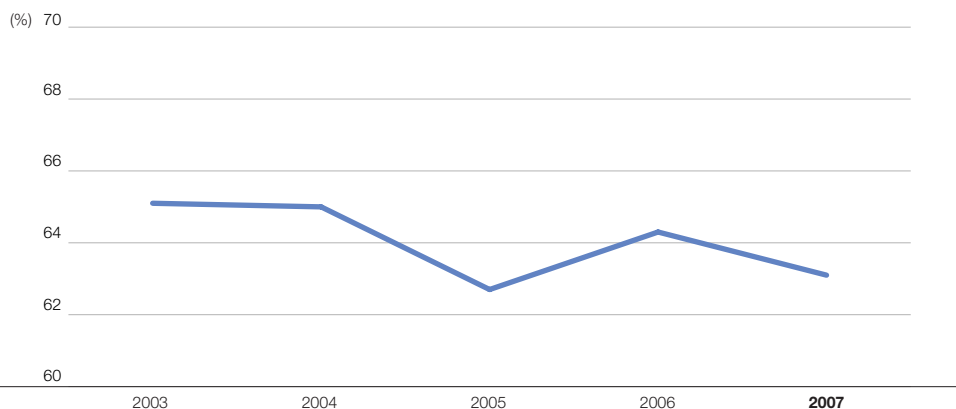
		Thousands 千枚				
		2003	2004	2005	2006	2007
Total number of active cards	有効枚数	2,130	2,390	2,415	2,547	2,803

Note: Total number of active cards=Total number of card issued-Total number of deactivated cards

注: 有効枚数=累計発行枚数-脱会者数

Cosmo The Card Utilization Ratio

コスモ・ザ・カード稼働率



		%				
		2003	2004	2005	2006	2007
Cosmo The Card Utilization Ratio	コスモ・ザ・カード稼働率	65.1	65.0	62.7	64.3	63.1